



# Lancaster ES

## Media Center Collection Development Plan 2023-24

*Natasha Pender*

Natasha Pender (Oct 3, 2023 15:53 EDT)

---

Natasha Pender  
Principal

*Elizabeth Rodriguez*

Elizabeth Rodriguez (Oct 3, 2023 16:01 EDT)

---

Elizabeth Rodriguez  
Certified Educational Media Specialist

# Table of Contents

---

|  |           |
|--|-----------|
| <b>Table of Contents</b>               | <b>2</b>  |
| <b>Executive Summary</b>               | <b>3</b>  |
| District Strategic Plan 2025           | 3         |
| School Collection Development Plan     | 3         |
| <b>School Assessment Analysis</b>      | <b>4</b>  |
| <b>Collection Analysis</b>             | <b>5</b>  |
| <b>Collection Analysis by Category</b> | <b>6</b>  |
| Notes                                  | 6         |
| <b>Representation Analysis</b>         | <b>7</b>  |
| Results                                | 7         |
| <b>Strategic Focus</b>                 | <b>8</b>  |
| <b>Budget and Purchasing Plan</b>      | <b>9</b>  |
| Annual Budget 2023-2024                | 9         |
| Purchasing Plan 2023-2024              | 9         |
| <b>Year-to-Year Collection Change</b>  | <b>10</b> |

# Executive Summary

---

## *District Strategic Plan 2025*

Orange County Public Schools is the eighth-largest school district in the United States and the fourth largest in Florida. The district serves more than 206,000 students at 202 schools and is one of the largest employers in Central Florida with more than 25,000 team members.

**Vision:** To ensure every student has a promising and successful future.

**Mission:** With the support of families and the community, we create enriching and diverse pathways to lead our students to success.

## *School Collection Development Plan*

Lancaster ES serves 570 students enrolled in grades VPK through fifth. The student population's ethnicity is made up of 78% Hispanic and 22% Non-Hispanic students. Additionally, we serve a diverse population made up of 73% White, 23% Black, 1% Native, 1% Asian, 1% Pacific, and 2% Multicultural students.

The administration includes Principal Natasha Pender and Assistant Principal Nicole Bullen. Lancaster ES is proud to offer many special programs which provide students with enrichment opportunities. Programs include Safety Patrols, News Crew, STEM, Music, Art, Dance, Cricut club and book-venture after school parent/child reading program.

A thorough analysis of the current media center collection at Lancaster ES indicates that the average age of the collection is 2007 and the number of books per student is 18. The [American Association for School Libraries](#) has established a criteria for highly effective media centers that includes a ratio of 15-20 books available per student in the collection. At this time, Lancaster ES does meet the recommended standards for the number of books per student.

The analysis of the collection revealed the following areas of strengths and opportunities for growth. :

- While there have been increases, proficiency scores are below 50% in grades 3-5.
- In addition to the physical Media Center collection, the district provides almost 5,000 eBooks, audiobooks and digital magazines
- The current nonfiction collection is older than recommended and in need of updated books.
- The collection would benefit from an increase in books in 2nd - 3rd grade fiction titles.

# School Assessment Analysis

The school analysis provides an overview of the school's assessment data for the previous two school years.

| Proficiency Data       |         |  |         |                         |         |                                      |         |
|------------------------|---------|--|---------|-------------------------|---------|--------------------------------------|---------|
| Assessment             | 2021-22 | Assessment                             | 2022-23 | Assessment              | 2021-22 | Assessment                           | 2022-23 |
|                        |         | <b>Star Early Literacy Proficiency</b> | 42%     |                         |         |                                      |         |
|                        |         | <b>Star Reading Proficiency</b>        | 35%     |                         |         |                                      |         |
|                        |         |  |         |                         |         | <b>Star Math Proficiency</b>         | 46%     |
| <b>FSA ELA Grade 3</b> | 33%     | <b>FAST ELA Proficiency Grade 3</b>    | 36%     | <b>FSA Math Grade 3</b> | 48%     | <b>FAST Math Proficiency Grade 3</b> | 43%     |
| <b>FSA ELA Grade 4</b> | 37%     | <b>FAST ELA Proficiency Grade 4</b>    | 48%     | <b>FSA Math Grade 4</b> | 35%     | <b>FAST Math Proficiency Grade 4</b> | 51%     |
| <b>FSA ELA Grade 5</b> | 22%     | <b>FAST ELA Proficiency Grade 5</b>    | 32%     | <b>FSA Math Grade 5</b> | 30%     | <b>FAST Math Proficiency Grade 5</b> | 28%     |
| <b>NGSSS Sci 5 EOC</b> | 33%     | <b>NGSSS Sci 5 EOC</b>                 | 30%     |                         |         |                                      |         |

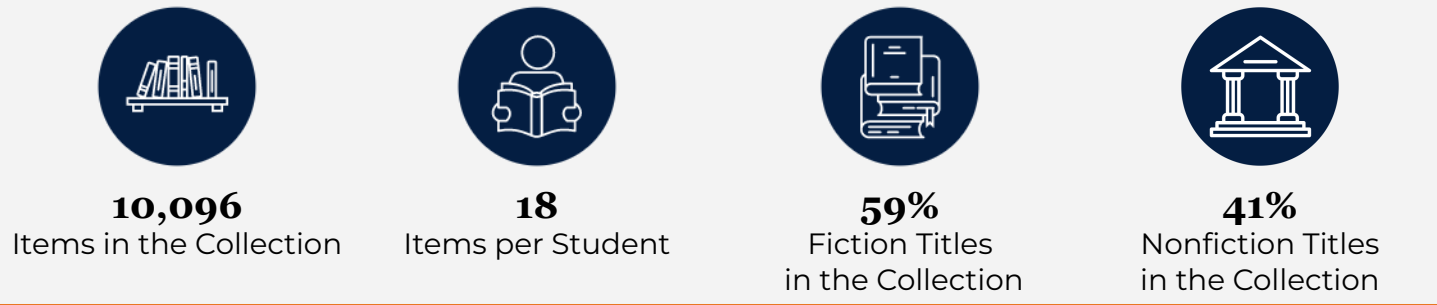
## Comparison between 2021-22 and 2022-23 Testing Data

(adapted from <https://www.fldoe.org/accountability/assessments/k-12-student-assessment/results/2023.stml>)

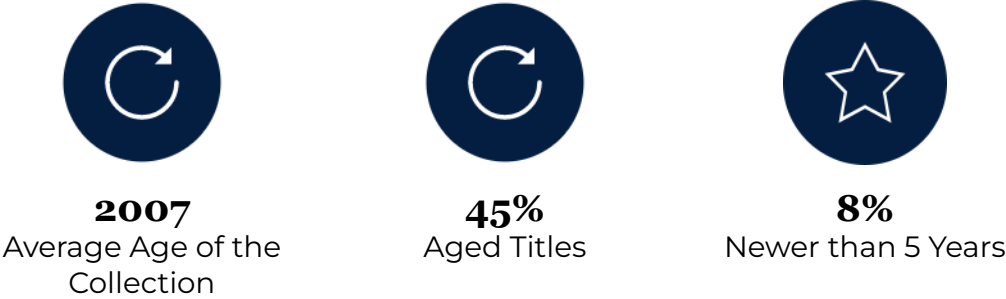
In 2023, the state transitioned from Florida Standards Assessments (FSA) to Florida Assessment of Student Thinking (FAST) for English Language Arts (ELA) and Mathematics. The 2022-23 for FAST and Benchmarks for Excellent Student Thinking (B.E.S.T.) End-of-Course (EOC) assessments are based on **provisional** achievement level cuts that are linked to each assessment's respective 2021-22 reporting scale. Comparisons should not be made between the 2023 data and previous years' data. The implementation of FAST K-2 in the 2022-23 school year was the first administration of statewide assessments for students in grades K-2. These assessments include Star Early Literacy Proficiency, Star Reading Proficiency, and Star Math Proficiency.

# Collection Analysis

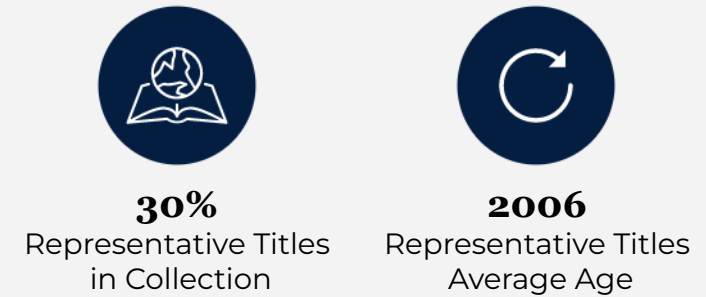
The collection is developed for and influenced by students, their interests, academic needs and alignment to the curriculum. The data below is a snapshot of the collection based on a Titlewise Analysis from July 2023. Purchasing or weeding after that time is not reflected in this data.



Library media resources are curated to include both recently published works and classics that both rightfully impact the average age of the collection.



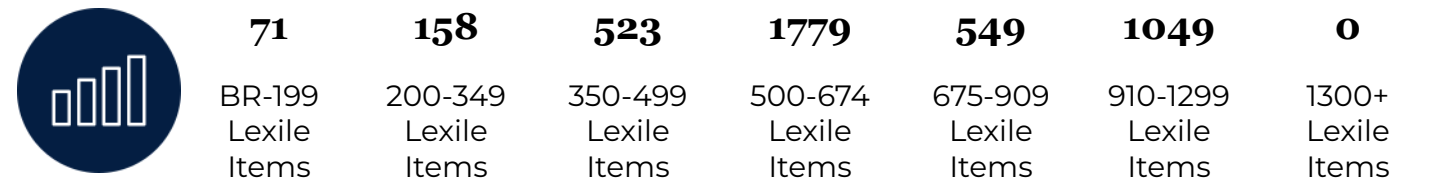
Library media resources should be representative of the school. A commitment to representative literature is reflective of **OCPS values such as equity, inclusion, and respect.**



Social-Emotional Learning (SEL) library media resources can contribute to the **development of character and social-emotional skills**, one of the OCPS's key performance indicators.



Library media resources are distributed across the **Lexile reading level ranges** noted below.



## Collection Analysis by Category

---

The information collected in this section provides a detailed look at the current library collection by classification and genre. The information was gathered from Follett Destiny, the library management system, and Titlewave, the vendor's ordering and analysis tool.

| Section                                       | # of Titles | Average Age |
|---|-------------|-------------|
| Computer Science, Information & General Works | 31          | 2010        |
| Philosophy & Psychology                       | 40          | 2009        |
| Religion                                      | 27          | 2005        |
| Social Sciences                               | 601         | 2004        |
| Language                                      | 53          | 2005        |
| Science                                       | 1280        | 2008        |
| Technology                                    | 506         | 2008        |
| Arts & Recreation                             | 272         | 2009        |
| Literature                                    | 275         | 2003        |
| History & Geography                           | 500         | 2008        |
| Biography                                     | 503         | 2007        |
| Easy  | 2831        | 2004        |
| General Fiction                               | 2010        | 2493        |
| Graphic Novels                                | 234         | 2015        |

### Notes

- Computer Science, Information and General Works and Social Science are very few and are aged and in need of updating.
- Graphic Novels are especially popular and a larger variety needs to be made available to our students.
- Sports and Arts & Recreation offerings are very few with varied reading levels.
- While there are a significant number of Easy readers, our picture books are limited and the collection needs to be expanded for our preK and Kindergarten students
- Biographies with more recent and relevant figures and information are needed.

# Representation Analysis

| Enrollment & Demographic Data                                |              |              |                   |                     |                     |
|--|--------------|--------------|-------------------|---------------------|---------------------|
| 557<br>2023-24 Student Enrollment<br>as of September 7, 2023 | Subgroups    |              | Federal Ethnicity |                     |                     |
|  | 58%<br>ELL   | 4%<br>ESE    | 78%<br>Hispanic   | 22%<br>Non-Hispanic |                     |
| Federal Race Category  |              |              |                   |                     |                     |
| 73%<br>White   | 23%<br>Black | 1%<br>Native | 1%<br>Asian       | 1%<br>Pacific       | 2%<br>Multicultural |

To deepen focus on strategic collection development, specific sections of the collection were analyzed in detail to determine whether the media center collection reflects and represents various points of view and experiences. The goal is to provide a balanced collection that can be both a mirror, to reflect a reader's experience, and a window, so readers can experience different viewpoints.

## Results

Based on the available school data of Lancaster ES in comparison to Collection Analysis results, it was found that:

| Student Representation | % of Students | Total # of Titles | Total % of Titles | Avg. Age of Titles |
|------------------------|---------------|-------------------|-------------------|--------------------|
| Hispanic               | 78%           | 110               | 1%                | 2006               |
| Black                  | 23%           | 227               | 2%                | 2007               |
| Native                 | 1%            | 68                | <1%               | 2000               |
| Asian                  | 1%            | 70                | <1%               | 2007               |

- Diverse titles that represent our school community need to be expanded.

## Strategic Focus

This page lists the priorities for selection and weeding for each school year and includes the action, updates, and outcomes. This is subject to change due to funding and time constraints.

| School Year | Strategic Focus  |
|-------------|--|
| 2023-2024   | <b>Selection Priorities</b> <ul style="list-style-type: none"> <li>The school's population is diverse and made up of many cultures but representation is limited in our book collection with many being duplicates. We will continue expanding our collection of culturally diverse books in languages represented at our school. Many of our students read in their native language as well as emerging second language readers.</li> <li>Purchase nonfiction titles: Computer Science and Technology is an area of interest for our population and while there appears to be a somewhat significant collection available, this is an area that should be updated frequently to meet the consistent changes in these fields and provide up-to-date information for our students</li> <li>Animals and dinosaurs (560 and 610) is an area of heavy circulation and while we have a significant number of books available, many titles are aged, damaged and in need of being replaced.</li> <li>Graphic novels are a popular request and an expanded collection would be very well received</li> <li>Sports, Art and Recreation are titles that are frequented, and more options would enhance our small collection</li> <li>Board books in the Easy collection need updating and to be expanded for PreK, Kinder Students</li> <li>Culturally Diverse Books</li> </ul> |
|             | <b>Weeding Priorities</b> <ul style="list-style-type: none"> <li>Weeding out nonfiction titles that have aged</li> <li>Support the District catalog clean up</li> </ul>  |
| 2024-2025   | <b>Selection Priorities</b> <ul style="list-style-type: none"> <li>Continue to expand our Graphic Novel collection as they are heavily circulated</li> <li>Continue updating the Computer Science and Technology collection to maintain an up to date collection of informative books for our students</li> <li>Culturally Diverse Books</li> </ul>  |
|             | <b>Weeding Priorities</b> <ul style="list-style-type: none"> <li>Weeding nonfiction titles that have aged</li> <li>Support the District catalog clean up</li> </ul>  |



## Budget and Purchasing Plan

---

This page outlines the current budget available and specifically lists the priorities for this school year (2023-2024).

### *Annual Budget 2023-2024*

| State Funds                         |                              |
|-------------------------------------|------------------------------|
| Source                              | Amount                       |
| State (1001111000)                  | \$ 9,219.46                  |
| Internal Accounts                   |                              |
| Source                              | Amount                       |
| Book Fair Profits (fall and spring) | <i>Projected</i> \$ 3,000.00 |
| Book Fair Profits (7346) from 22-23 | \$ 528.16                    |
| Library Fines (7351)                | \$ 1,389.40                  |
| Grants or Donations                 | <i>Projected</i> \$ 500.00   |
|                                     |                              |
| <b>TOTAL</b>                        | \$ 12,579.44                 |

### *Purchasing Plan 2023-2024*

| Approximate Purchasing Plan   |            |
|---|------------|
| Purpose   | Amount     |
| Sunshine State Books  | \$1,500.00 |
| Culturally Diverse Books  | \$2,000.00 |
| Graphic Novels  | \$1,000.00 |
| Non-Fiction titles (Computer, Tech, Animals, Board, sports, Art and Recreation and Easy ) | \$4,500.00 |
| <b>TOTAL</b>  | \$9,000.00 |

## Year-to-Year Collection Change

The information below represents the year-to-year change within the library media center collection from the 2022-23 to 2023-24 school year. The 2022-23 data is based on a collection analysis from June 2022, while the 2023-24 is based on a collection analysis from July 2023.

### Data Reflection

- The average age of our collection remained the same which indicates we need to update our titles by expanding our collection of new titles and heavily weeding out aged titles. .
- While this may reduce the number of titles per student, it will still remain in the range suggested and the titles will be more relevant to today's students.
- Purchasing titles as listed will ensure that we will see a more diverse range of titles to meet a higher number of titles students would most likely be interested in and more likely to check out.

| 2022-23 Purchased and Weeded Materials  |   |         |                                      |    |
|---|---|---------|--------------------------------------|----|
| Materials Added to the Collection   |   | 151     | Materials Weeded from the Collection | 62 |
| Category  |   | 2022-23 | 2023-24                              |    |
|  | Items in the Collection                 | 9,958   | 10,096                               |    |
|  | Items per Student                       | 18      | 18                                   |    |
|  | Average Age of Collection               | 2007    | 2007                                 |    |
|  | Representative Titles in the Collection | 27%     | 30%                                  |    |









# OCPS Lancaster ES Collection Development Plan 2023-2024

Final Audit Report

2023-10-03

|                 |  |
|-----------------|--|
| Created:        | 2023-10-03                                   |
| By:             | Margaret Wells (Margaret.Wells@ocps.net)     |
| Status:         | Signed                                       |
| Transaction ID: | CBJCHBCAABAA9gkw-7w3p1J9n3SOHZdl2DSgetO7Y3E7 |

## "OCPS Lancaster ES Collection Development Plan 2023-2024" History

-  Document created by Margaret Wells (Margaret.Wells@ocps.net)  
2023-10-03 - 7:44:23 PM GMT- IP address: 168.184.83.205
-  Document emailed to Natasha Pender (natasha.pender@ocps.net) for signature  
2023-10-03 - 7:45:57 PM GMT
-  Email viewed by Natasha Pender (natasha.pender@ocps.net)  
2023-10-03 - 7:53:07 PM GMT- IP address: 168.184.83.176
-  Document e-signed by Natasha Pender (natasha.pender@ocps.net)  
Signature Date: 2023-10-03 - 7:53:18 PM GMT - Time Source: server- IP address: 168.184.83.176
-  Document emailed to Elizabeth Rodriguez (elizabeth.rodriguez2@ocps.net) for signature  
2023-10-03 - 7:53:19 PM GMT
-  Email viewed by Elizabeth Rodriguez (elizabeth.rodriguez2@ocps.net)  
2023-10-03 - 8:01:03 PM GMT- IP address: 168.184.83.151
-  Document e-signed by Elizabeth Rodriguez (elizabeth.rodriguez2@ocps.net)  
Signature Date: 2023-10-03 - 8:01:30 PM GMT - Time Source: server- IP address: 168.184.83.151
-  Agreement completed.  
2023-10-03 - 8:01:30 PM GMT